



Metro

-  Cold drinks stay cold
-  Hot drinks stay hot
-  No nasty chemicals
-  Durable
-  Double-walled insulation



The Metro Travel Cup is a sleek and stylish model that's ready to go wherever you go. Made from Stainless Steel and available in three popular sizes, the Metro features double-walled insulation technology to help maintain your beverage temperature for longer. We can add your logo to the enlarged branding area in ultra-precise detail. Get in touch today regarding prices, delivery times and samples.



Colors



Lead Time

7 working days

Branding



INDIVIDUAL NAMING



Branding Area

Screen Printing

Metro 450

Area Side: 42mm X 42mm
(1.65X1.65 inches)

Metro 600

Area Side: 50mm X 47mm
(1.97X1.85 inches)

Metro 300

Area Side: 40mm X 32mm
(1.57X1.26 inches)

Laser Engraving

, Metro 450


Area Side: 26mm X 90mm
(1.02X3.54 inches) 63mm X 42mm
(2.48X1.65 inches)

, Metro 600

Area Side: 26mm X 100mm
(1.02X3.94 inches) 63mm X 52mm
(2.48X2.05 inches)

, Metro 300

Area Side: 26mm X 75mm
(1.02X2.95 inches) 63mm X 35mm
(2.48X1.38 inches)



Dimensions and Weight

Metro 450

Height: 173.5mm (6.83 inches)
Diameter: 88mm (3.46 inches)
Weight: 280 grams (9.88 ounces)

Metro 600

Height: 198mm (7.8 inches)
Diameter: 88mm (3.46 inches)
Weight: 321 grams (11.32 ounces)

Metro 300

Height: 135mm (5.31 inches)
Diameter: 88mm (3.46 inches)
Weight: 221 grams (7.8 ounces)